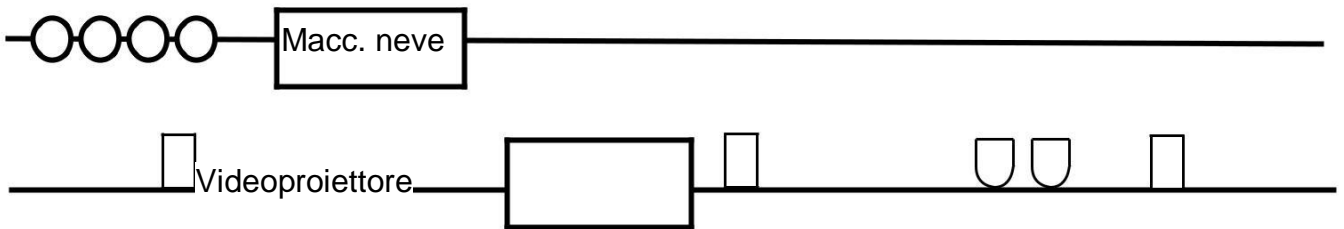
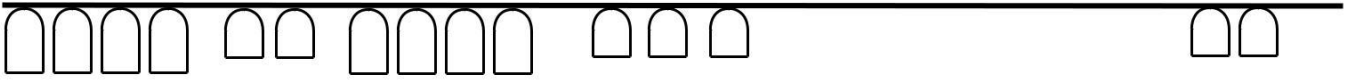






SEMINO

Pianta Luci



	Pc 1000w
	Par 64 CDP 60
	ACL
	Par 36 (pin)

Tempi montaggio: 6h - smontaggio 2H

Responsabile tecnico: Michelangelo Volpe

michelangelovolpe87@hotmail.it

PH.340/5968298

Tale pianta luci potrebbe essere modificata previo

accordi precedenti Utilizzo necessario della macchina della nebbia.